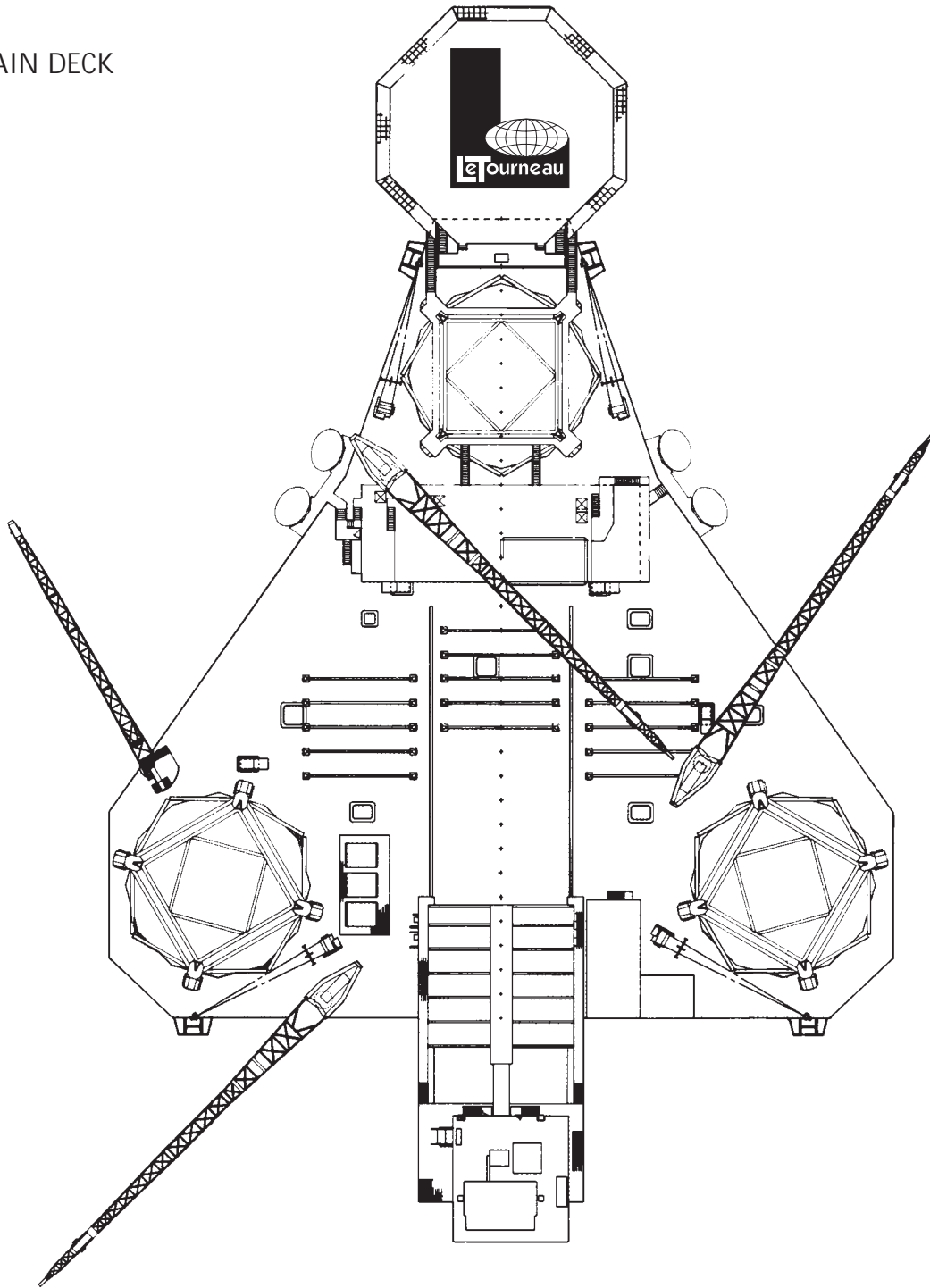


MAIN DECK



The LeTourneau
GORILLA

STANDARD BUILDER FURNISHED OUTFITTING

DESIGN CRITERIA

American Bureau of Shipping \boxtimes AI
IMO Resolution A.649(16) 1989 MODU Code

Note: When required by the customer, the Gorilla can be manufactured to meet the requirements of the United Kingdom Health and Safety Executive, The Netherlands Department of Mines (Dutch Mining Regulation, Continental Shelf) and other regulatory bodies.

PHYSICAL SPECIFICATIONS

RIG DIMENSIONS

Hull Length:	297 feet (90.5 meters)
Hull Width:	292 feet (89 meters)
Hull Depth:	30 feet (9.1 meters)
Leg Length:	504 feet (153.7 meters)
Spud Can Diameter:	66 feet (20.1 meters)
Spud Centers:	210/189 feet (64/58 meters)
Deck Area:	42,265 square feet (3,926.4 square meters)
Storm Elevated Weight:	27,250 kips (12,360 metric tons)
Drilling Elevated Weight:	31,750 kips (14,400 metric tons)

HELIPORT

Octagonal configuration 83 feet (25.3 meters) in diameter, elevated approximately 75 feet (22.8 meters) above normal draft for ocean tow purposes. Designed for Sikorsky S61N.

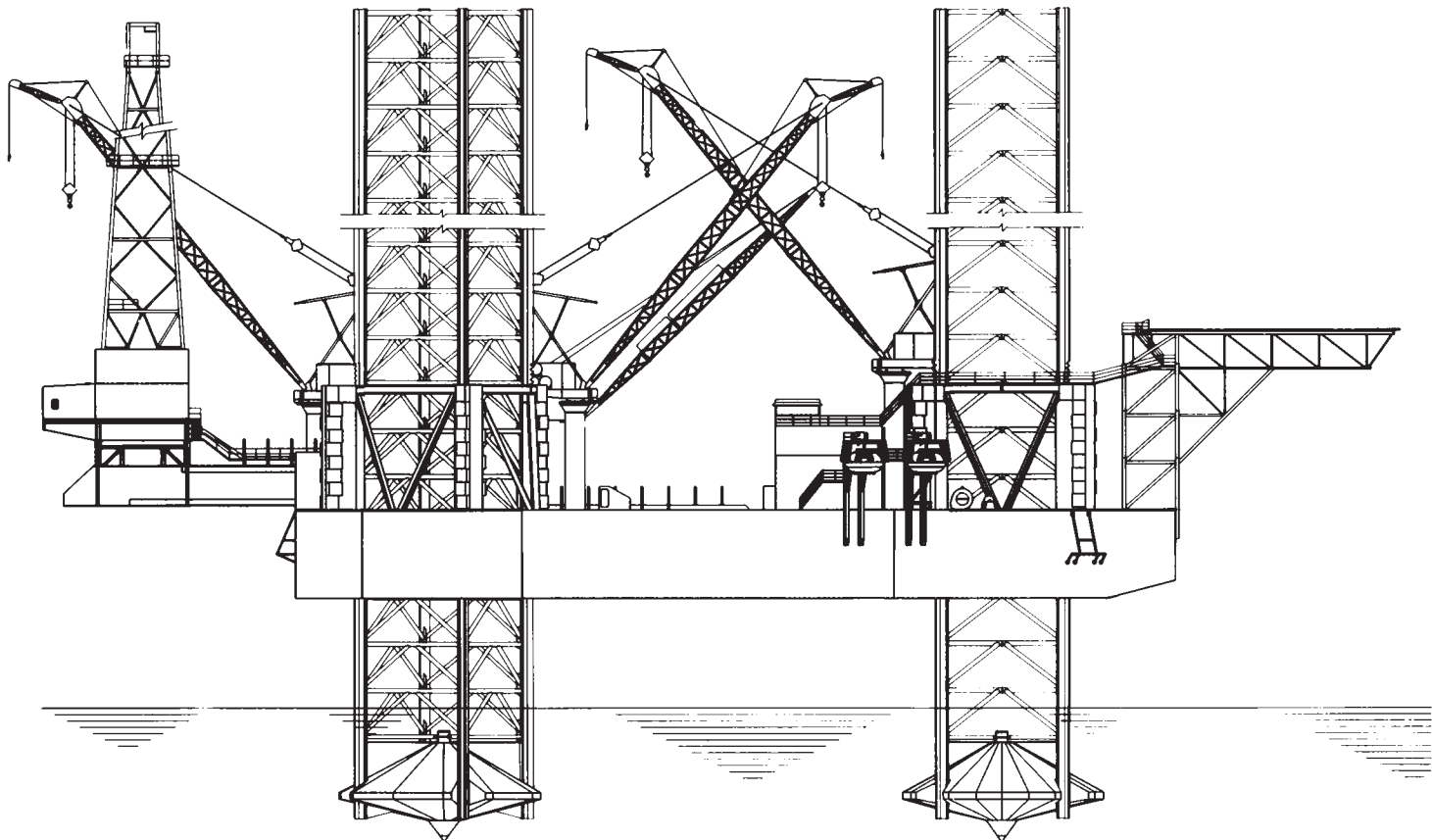
QUARTERS

Three-level quarters with accommodations for up to 120 persons. Includes 6-bed hospital room, galley, dining and recreation facilities. Year-round air conditioning. Top-mounted control house with internal and external access.

ANCHOR WINCHES

Four W-2000 electric-drive anchor winches, each with a 100,000-lb. (45 metric tons) line pull capacity. Features electric braking. No clutch or transmission, providing low maintenance. Each with LeBus grooving and level-winding.

SIDE ELEVATION



CRANES

Four of LeTourneau's newest high-performance solid-state marine cranes. Three PCM-350SS cranes rated at 150,000 pounds (68,039 kg) and one PCM-120SS crane rated at 100,000 pounds (45,360 kg). The cranes are strategically located to service the entire platform with backup.

JACKING SYSTEM

Ninety-six LeTourneau electromechanical rack and pinion drives (8-high). Each leg jacks independently at 1.5 feet (.5 meters) per minute, with a total elevating capacity of 32,300 kips (14,650 metric tons).

SUBSTRUCTURE, SUBBASE AND CANTILEVER BEAM

Designed and equipped for both slot and cantilever drilling modes utilizing the patented LeTourneau Slotilever® concept. Fore and aft movement of the subbase and pipe rack and transverse movement of the substructure permit multiple drilling positions in both slot and cantilever configurations.

Maximum Distance Rear of Barge to Center Line of Well	75 feet (22.9 meters)
---	-----------------------

Maximum Distance Center Line of Well to Either Side Center Line of Barge	15 feet
--	---------

Slot Size	45 x 52 feet (13.7 x 15.9 meters)
-----------	-----------------------------------

Well Pattern Rectangle	30 x 100 feet (9.1 x 30.5 meters)
------------------------	-----------------------------------

Total Imposed Drilling Load	2,500 kips (1,134 metric tons)
-----------------------------	--------------------------------

Hook Load Rating	2,000 kips (907 metric tons)
------------------	------------------------------

Rotary Load Rating	2,000 kips (907 metric tons)
--------------------	------------------------------

Setback Load Rating	1,000 kips (454 metric tons)
---------------------	------------------------------

Cantilever Pipe Rack Capacity	800 kips (363 metric tons)
-------------------------------	----------------------------

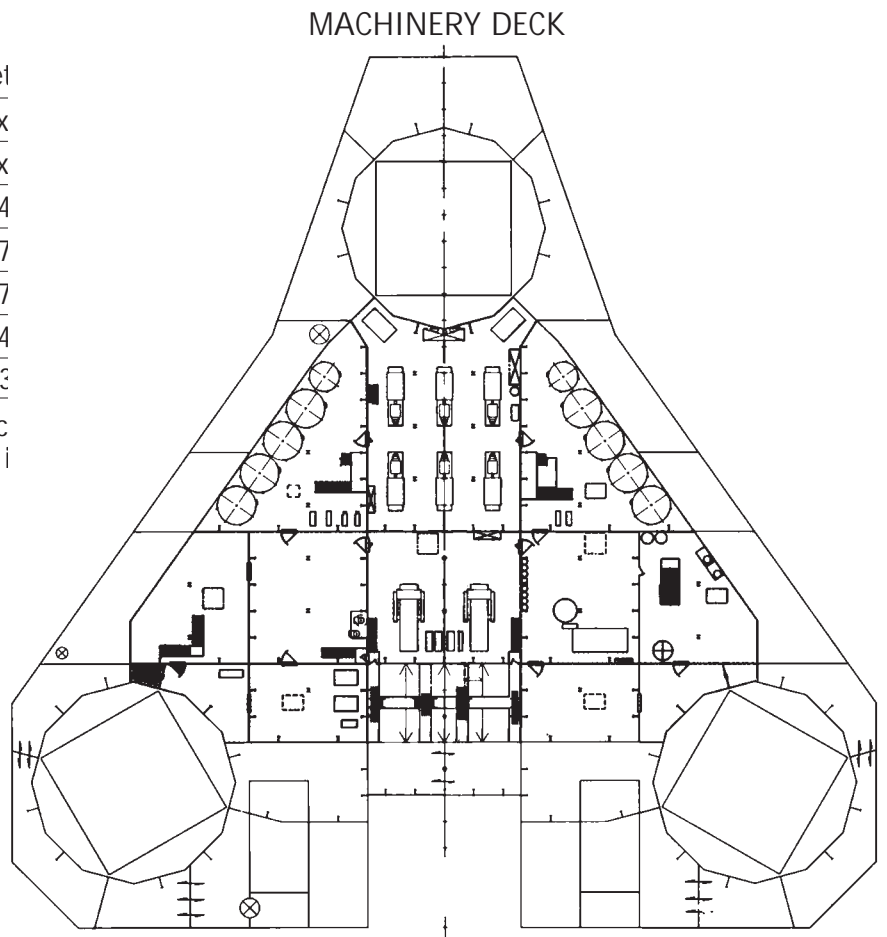
NOTE: Combination of Hook, Rotary, Setback Conductor Tension is not to exceed the total load of 2,500 kips (1,134 metric tons).

PAYLOAD

Typical Variable, Storm	5,200 kips
Typical Variable, Drilling	7,200 kips
Maximum Cantilever Load, Drilling	2,500 kips
Maximum Cantilever Load, Storm, In Slot	1,300 kips
Maximum Cantilever Load, Storm, Extended	1,060 kips

CAPACITIES

Drill Water	17,580 barrels (2,795 cubic meters)
Potable Water	1,450 barrels (230.5 cubic meters)
Fuel Oil	3,800 barrels (604 cubic meters)
Bulk (10 tanks)	16,000 cubic feet (453.1 cubic meters)
Sack Storage	5,400 square feet (502 square meters)
Tubular Storage	8,250 square feet (766.4 square meters)
Liquid Mud	3,000 barrels (477 cubic meters)



ENVIRONMENTAL CRITERIA

504 feet of Leg, Elevated Weight of 28,550 Kips

Water Depth Feet (Meters)	Wind Speed Knots (Meters/Sec.)	Wave Height Feet (Meters)	Air Gap Feet (Meters)
450* (137.2)	100* (52)	69* (21.0)	50* (15.2)
400* (121.9)	100* (52)	71* (21.6)	50* (15.2)
328 (100.0)	100 (52)	81 (24.7)	55 (16.8)
300 (91.4)	100 (52)	82 (25.0)	60 (18.3)
250 (76.2)	100 (52)	87 (26.5)	60 (18.3)
200 (61.0)	100 (52)	88 (26.8)	60 (18.3)
150 (45.7)	100 (52)	88 (26.8)	65 (19.8)

504 feet of Leg, Elevated Weight of 31,810 Kips

Water Depth Feet (Meters)	Wind Speed Knots (Meters/Sec.)	Wave Height Feet (Meters)	Air Gap Feet (Meters)
328 (100.0)	100 (52)	72 (21.9)	55 (16.8)
300 (91.5)	100 (52)	73 (22.3)	60 (18.3)
250 (76.2)	100 (52)	75 (22.9)	60 (18.3)
200 (61.0)	100 (52)	76 (23.2)	60 (18.3)

*Specifications when using 604-foot (184.1 meter) leg length. Dynamic effects included.

TYPICAL NORTH SEA ENVIRONMENTAL DATA

Elevated Weight of 28,550 Kips

Water Depth Feet (Meters)	Wind Speed Knots (Meters/Sec.)	Wave Height Feet (Meters)	Air Gap Feet (Meters)
328 (100.0)	84 (44)	77 (23.5)	55 (16.8)
300 (91.5)	84 (44)	79 (24.1)	60 (18.3)
250 (76.2)	84 (44)	86 (26.2)	60 (18.3)
200 (61.0)	100 (52)	85 (25.3)	55 (16.8)

With a 1.5 knot (0.77 meter/second) uniform current. Criteria subject to specific site approval by appropriate governmental authorities.

These Ratings Are Based On:

- LeTourneau calculations per ABS MODU Rules.
- AISC ASD 9th Edition
- No marine growth.
- No bottom soil fixity assumed.
- 1.1 Factor of Safety against overturning (minimum).
- Water Depth includes all tides and storm surge.
- Leg penetration 25 ft. assumed.

All criteria subject to specific site approval. Storms are benchmarks only, site specific analysis should be performed to incorporate the effects of the actual environmental data, bottom conditions, and rig loading.

LeTourneau GORILLA

- Designed and manufactured by LeTourneau, the Gorilla defined the term Harsh-Environment Jack-up. It is so tough, in fact, that you can take it almost anywhere in the world including some of the roughest waters known to drillers, the Central North Sea, the African coasts, the coast of Eastern Asia, both coasts of North and South America and the Bering Sea.
- The Gorilla features the Slotilever® that can drill in both the slot and cantilever modes in a pattern of 79 feet x 24 feet (24 x 7.3 meters). Drilling mode is the same as the survival mode when drilling in the slot.
- The Gorilla is classified by the American Bureau of Shipping ~~AS~~ AI and is built in accordance with the Mobile Offshore Drilling Unit Regulations established by the United States Coast Guard. When required by the customer, the Gorilla can be manufactured to meet the requirements of the United Kingdom Health and Safety Executive, The Netherlands Department of Mines (Dutch Mining Regulations, Continental Shelf) and other regulatory bodies.
- The Gorilla supports a heliport 83 feet (25.3 meters) in diameter designed to North Sea standards for a Sikorsky S-61N and has ample space for the installation of refueling and fire fighting systems. Larger heliports can be provided to meet customer special requirements.
- The Gorilla's size allows for spacious quarters for large complements up to 120 persons standard, and even larger to meet customer special requirements.
- The Gorilla's size allows ample room for efficient and logical installation of owner's equipment, no matter what his requirements.